






# Straight Blade Devices



## 30 Amp Industrial Grade Plugs, Connectors and Receptacles

30A 125V, 250V, 125/250V AC and 3Ø 250V AC Plugs, Connectors and Receptacles Inches (mm)



Device Type	Plug				Connector	Receptacle			
	Standard	Angle 12 Position	Angle Residential Grade	Standard		Flush		Surface	
Cord Diameter	.425"-1.320" (10.8-33.5)	.625"-1.380" (15.9-35.1)	.600"-1.110" (15.2-28.2)	.425"-1.320" (10.8-33.5)					
Rating	Thermoplastic	Nylon	Black without Ground	Thermoplastic	Color	Reinforced Thermoplastic Polyester	Residential Grade	Residential Grade	
NEMA 5-30, 30A 125V 2-Pole 3-Wire	Black/White Gray <b>9530NP</b>	<b>9530ANPB</b>	— —	— <b>9530NC</b>	Black	<b>9530FR</b>	—	—	
					Orange Isolated Ground	<b>9530IG</b>	—	—	
					Black	<b>9630FR</b>	—	—	
NEMA 6-30, 30A 250V 2-Pole 3-Wire	Black/White Gray <b>9630NP</b>	<b>9630ANPB</b>	— —	— <b>9630NC</b>	Orange Isolated Ground	<b>9630IG</b>	—	—	
					Black	<b>9303*</b>	<b>RR330F*</b>	<b>RR330*</b>	
NEMA 10-30, 30A 125/250V AC 3-Pole 3-Wire	Black/White Gray <b>9337NP*</b>	— —	<b>RR335P*</b> <i>Supplied with interchangeable blades for 30 or 50 amp configuration</i>	— <b>9337NC*</b>					
					Black	<b>9430FR</b>	<b>RR430F</b>	<b>RR430</b>	
					White	—	<b>RR430FW</b>	—	
NEMA 14-30, 30A 125/250V AC 3-Pole 4-Wire	Black/White Gray — —	<b>9432ANPB</b>	<b>RR435P</b> <i>Supplied with interchangeable blades for 30 or 50 amp configuration</i>	— —	Black			Panel Mount <b>RR430PM</b>	
					Black	<b>8430FR</b>	—	—	
NEMA 15-30, 30A 3Ø 250V AC 3-Pole 4-Wire	Black/White Gray <b>8430NP</b>	<b>8432ANPB</b>	— —	— —	Black				
									

Note: \*Device has no provision for a grounding conductor. Intended for use in applications where a separate grounding means is provided.  
Receptacles can be mounted in single or two gang boxes.  
See Section C for isolated ground products.

## Product Dimensions Inches (mm)

	Plug			Connector		Receptacle
	Gray	Black/White	Angled Plug	Gray	Black/White	
A	3.12" (79.2)	2.88" (73.0)	3.25" (82.6)	2.59" (65.8)	2.88" (73.0)	2.25" (57.2)
B	3.81" (96.8)	4.13" (104.8)	4.19" (106.4)	5.19" (131.8)	5.75" (146.1)	3.68" (93.5)
C	—	—	1.75" (82.6)	3.12" (79.2)	2.50" (63.5)	2.12" (54.0)
D	—	—	—	—	—	2.50" (63.5)
E	—	—	—	—	—	2.37" (60.3)
F	—	—	—	—	—	1.81" (46.0)

